

MD Anderson Cancer Center & Rice University

Cancer Nanotech T32 Fellowship

NIH Funded

This program provides young talented scientists an intensive two-year research experience and training in cancer nanotechnology that is based on a close collaboration between The University of Texas MD Anderson Cancer Center and Rice University.

Future Nanotechnology Leaders

The program is geared toward scientists who aim to pursue integrated, translational research that is focused on advancing promising new nanotechnology-based diagnostics and therapeutics to improve cancer care.

Mentorship

Each fellow is co-mentored by two program faculty - one from MD Anderson Cancer Center and one from Rice University.

Program Co-Directors



Rebecca Richards-Kortum, PhD, Rice University
Malcolm Gillis University Professor of Bioengineering and Electrical and Computer Engineering
Founder and Director, Rice 360°: Institute for Global Health



Konstantin Sokolov, PhD, MD Anderson Cancer Center
Professor of Imaging Physics
Director of the Biomedical Optics & NanoDiagnostics Lab
Adjunct Professor, Biomedical Engineering at UT Austin
Adjunct Professor, Bioengineering at Rice



Sunil Krishnan, MD, MD Anderson Cancer Center
John E. and Dorothy J. Harris Professor
Director, Center for Radiation Oncology Research
Professor, Radiation Oncology
Professor, Experimental Radiation Oncology

Rice University Mentors

Department of Bioengineering

Gang Bao, PhD - Nanomedicine, molecular imaging, and genome editing

Michael Diehl, PhD - DNA nanotechnology, super-resolution imaging, nanoscale architecture of cells, cancer biomarker detection

Rebekah Drezek, PhD - Gold nanoparticle platform technologies for targeted imaging and therapy of cancer

Amina Qutub, PhD - Novel computational methods to study mechanisms of brain tissue regeneration and cancer

Rebecca Richards-Kortum, PhD - Optical imaging and spectroscopy tools to reduce the incidence and mortality of cancer

Junghae Suh, PhD - Genetically encoded nanoparticles

Jeff Tabor, PhD - Synthetic biology

Tomasz Tkaczyk, PhD - Optical devices, multidimensional imaging modalities

David Zhang, PhD - Nucleic acid nanotechnology

Department of Chemistry

Naomi Halas, PhD - Nanoscale plasmonics, ultrasensitive chemical sensing, active plasmonics, and biomedical and energy applications

Lon Wilson, PhD - Bringing carbon nanotechnology to the fields of biology and medicine

Two Tiers

Our program has two tiers: a predoctoral program that is geared towards PhD students and a postdoctoral program.

1

The predoctoral program provides mentorship, training, and funding for 2 years to students who have been accepted into the PhD program in Bioengineering, Chemistry, or Applied Physics at Rice University and have completed 1 or 2 years of their didactic coursework.

2

The postdoctoral program provides a 2-year fellowship to recent PhD awardees with training in physical science, chemistry, or bioengineering with a demonstrated background and interest in nanotechnology.

MD Anderson Cancer Center Mentors

Imaging Physics

James Bankson, PhD - Magnetic resonance imaging, spectroscopy and spectroscopic imaging

Richard Bouchard, PhD - Clinical photoacoustic-ultrasonic and acoustic radiation force (ARF)-based elasticity imaging technologies

Sang Hyun Cho, PhD - Modeling nanoparticle-radiation interactions and novel x-ray fluorescence imaging

David Fuentes, PhD - High performance human assisted computational tools for image-guided interventions

John Hazle, PhD - Image guided therapy, MR temperature imaging, pre-clinical imaging

Konstantin Sokolov, PhD - Applications of nanotechnology and biophotonics in early detection, diagnosis/prognosis, and treatment of cancer

Jason Stafford, PhD - MRI, image-guided interventions, image-guided therapy, thermal therapy

Cancer Systems Imaging

Pratip Bhattacharya, PhD - Hyperpolarization, induced polarization, and dynamic nuclear polarization

Chun Li, PhD - Targeted imaging probes, novel drug-delivery systems for selective delivery of diagnostic and therapeutic agents

Steven Millward, PhD - Imaging of apoptosis and autophagy, ovarian cancer metabolism, directed evolution of imaging agents

David Piwnicka-Worms, MD, PhD - Molecular imaging, signal transduction, genetically encoded reporters, bioluminescence, PET

Clinical Program Faculty

Sunil Krishnan, MD - Imaging tumors and enhancing cancer radiotherapy effectiveness with metallic nanoparticles

Vikas Kundra, MD, PhD - Imaging gene expression, gene therapy, and responsive therapy

Anirban Maitra, MBBS - Pancreatic cancer, experimental therapeutics, cancer epigenetics

Anil K. Sood, MD - Neuroendocrine stress hormones on ovarian cancer, development of new strategies for in vivo siRNA delivery, and novel antivascular therapeutic approaches

Frederick F. Lang, Jr., MD, FACS, FAANS - Surgery for deep brain tumors, gene therapy for brain tumors, primary and metastatic brain tumors.

Program Eligibility

Per program requirement, fellows “must be a citizen or a noncitizen national of the United States or have been lawfully admitted for permanent residence at the time of appointment.” Noncitizen national of the United States applies to those born or with ties to the outlying U.S. possessions of American Samoa and Swains Island.

Application

Interested candidates should send *via email* their applications as a single pdf file with “2018 T32 Cancer Nanotechnology Application” denoted in the Subject Line.

Application packages for this year are *due by May 31st, midnight CST* and should include:

- I. Personal information – name, postal address, e-mail address, phone number, citizenship, graduate school name, location, and your GPA. Also specify if you are applying for a **postdoctoral** or **predoctoral** position.
- II. Cover letter describing specific research interests and your preferred co-mentors (no more than 1 page)
- III. CV
- IV. Names of three references
- V. For predoctoral candidates only, submit your Rice Graduate transcript too.

More About the Cancer Nanotech T32 Fellowship

This training program includes both multidisciplinary, hands-on coursework, seminar experiences, and multidisciplinary mentorship of translational research projects.

Shared laboratory facilities and equipment provide program fellows with an outstanding research environment that combines state-of-the-art instrumentation, facilities for animal research, and vast opportunities to be an integral part of clinical trials.

The program includes a total of 25 faculty mentors (18) and co-mentors (7) from MD Anderson Cancer Center (8 mentors and 6 co-mentors) and Rice University (10 mentors and 1 co-mentor).

More About MD Anderson & Rice University

These two institutions are home to some of the most active basic research on nanoparticles and nanotechnology in the world, as well as some of the most innovative clinical translational research in cancer.

There is a natural alignment and complementarity of interests between Rice University, which provides the technological infrastructure and intellectual leadership in bioengineering, physics and chemistry, and The MD Anderson Cancer Center, which provides a clinical base for translational research in cancer imaging and therapy.

Physically, these centers of excellence in their respective realms are located within a mile from each other.

MD Anderson Cancer Center is the largest medical institution in The University of Texas System. It is located in the 1,300-acre Texas Medical Center (TMC), the largest medical district in the world. MD Anderson’s TMC campus is 15 million gross square feet. It is consistently ranked among the nation’s top two cancer hospitals in U.S. News & World Report’s “America’s Best Hospitals” survey.

Currently ranked 18th in U.S News & World Report’s “Best Colleges”, Rice University is renowned for its innovative teaching and research. Rice has produced 101 Fulbright scholars, 11 Truman scholars, 24 Marshall scholars, 12 Rhodes scholars, 3 Nobel Laureates, and 2 Pulitzer Prize winners.

Please Email Your Application To:

The UT MD Anderson Cancer Center



Mai Dinh, MBA

mai.dinh@mdanderson.org

MD Anderson Cancer Center
Department of Imaging Physics
Department Administrator

Rice University

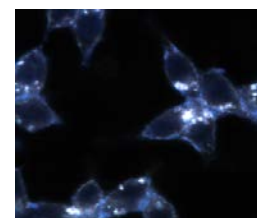
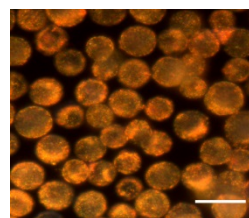
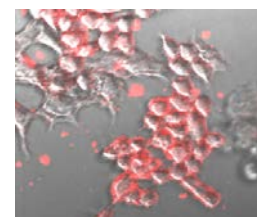
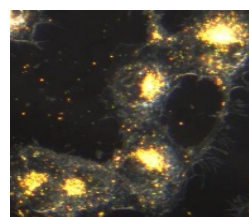
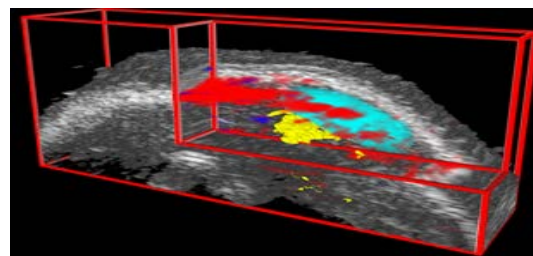


Stacey Kalovidouris, PhD

sk7@rice.edu

Rice University
Institute of Biosciences &
Bioengineering, IBB Special Projects Director

www.mdanderson.org/nanotechT32



Postdoctoral Fellowship in Translational Cancer Nanotechnology