

There are several ways you can access the iTunes U programs without Apple players.

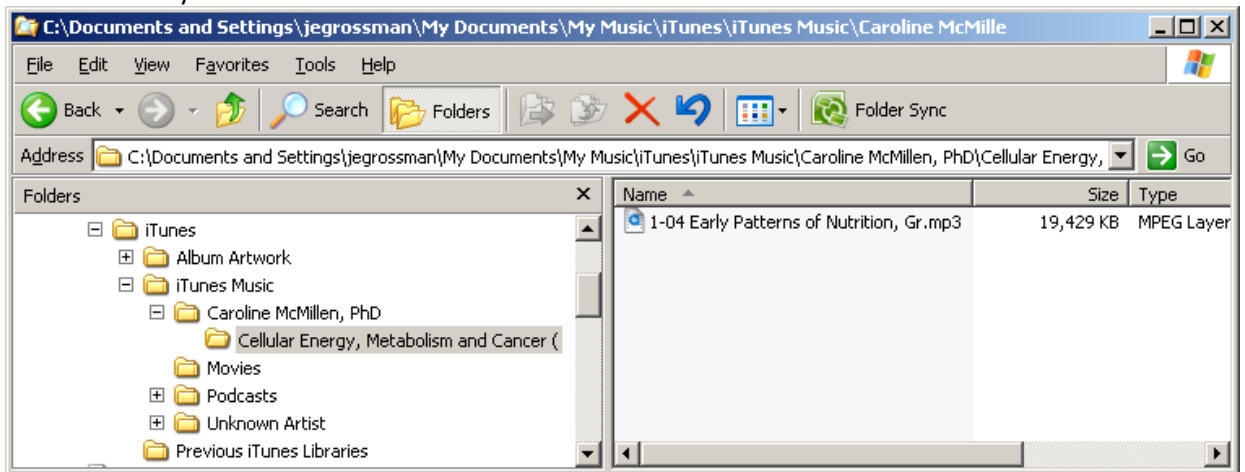
All the approaches will require at least some use of the Apple's iTunes software on either Mac or Windows. When you set up iTunes you can tell it not to manage or import the music on your computer. This should avoid problems with iTunes taking over the Windows media library.

Approach 1 – Listen to the files on your computer

1. Go to the M. D. Anderson iTunes U site directly in iTunes or via this URL
<http://www.mdanderson.org/itunes>
2. Navigate to a section of the site – For example “Symposia on Cancer Research 2009”
3. Double click the track you want to hear and it will start playing in iTunes (may not work on a PC).

Approach 2 – Download files in iTunes and move them to your Windows Media Library

1. Click on the “Get” button at the right end of a track listing, click on “Get Tracks” to download an entire set of tracks, or click on “Subscribe” to download an entire set of tracks and future tracks.
2. The mp3 or video files will be downloaded to your computer to My Documents\My Music\iTunes\iTunes Music directory

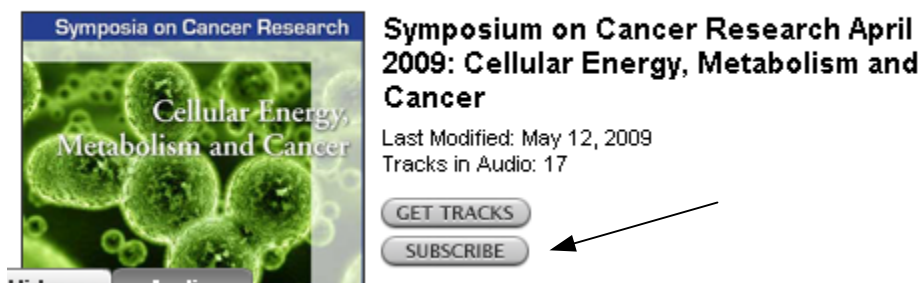


3. You can then move them to the directory you use for your non-iPod player. Alternatively, you can tell Windows Media Player to monitor your personal directories for new files.

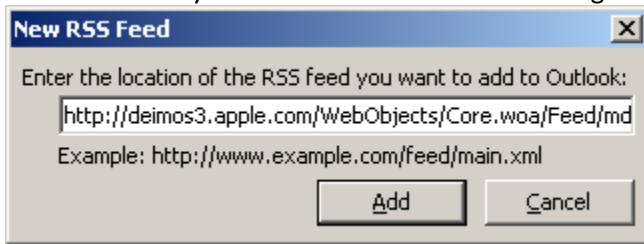
Approach 3 – Listen to or download files using an RSS Reader

1. Open an M. D. Anderson program in iTunes.
2. **Right-click** on the “Subscribe” button next to the program artwork and select “Copy iTunes Store URL”. This will copy the URL for the RSS feed for this program. The URL will look something like this:
<http://deimos3.apple.com/WebObjects/Core.woa/Feed/mdanderson.org.2032395886.02032395892>

Symposia on Cancer Research 2009

A screenshot of the iTunes interface for a symposium. On the left is a green album artwork with the text 'Symposia on Cancer Research' and 'Cellular Energy, Metabolism and Cancer'. To the right, the title 'Symposium on Cancer Research April 2009: Cellular Energy, Metabolism and Cancer' is displayed, along with 'Last Modified: May 12, 2009' and 'Tracks in Audio: 17'. Below this are two buttons: 'GET TRACKS' and 'SUBSCRIBE'. An arrow points to the 'SUBSCRIBE' button.

3. Add the URL to your RSS feed reader such as Google Reader or Outlook.



4. You can listen to the files in your feed reader or download them and import them into your Windows Media Library.

Finally, if you don't want to use the iTunes software at all, most of the content on iTunes U is also available on the M. D. Anderson web site. You can search for and download the files from there and import them into your media library.

If you have any questions or problems, then you may contact us by email at APEPDevelopers@mdanderson.org.