



SOURCES AND USES OF REVENUE *Unaudited*

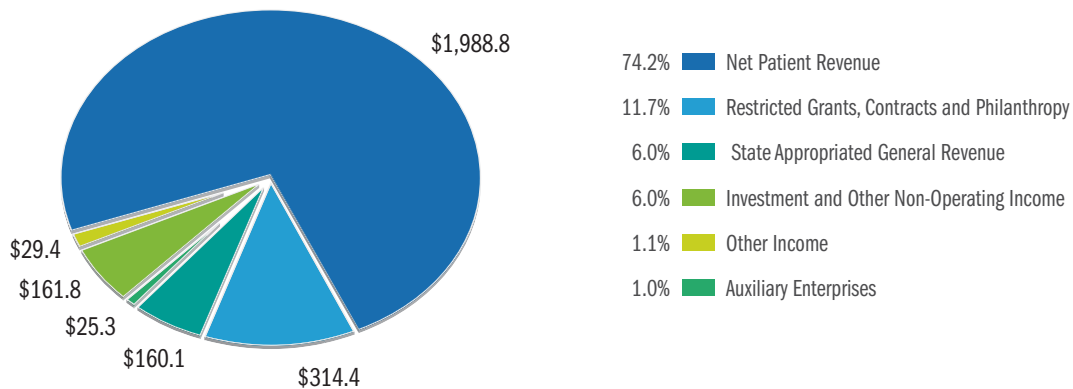
SOURCES OF REVENUE:	FY07 ACTUAL
Net Patient Revenue	\$1,988,784,512
Restricted Grants, Contracts and Philanthropy	314,378,653
State Appropriated General Revenue	160,130,024
Auxiliary	25,319,457
Investment and Other Non-Operating Income	161,853,831
Other Income	29,369,564
<b>TOTAL</b>	<b>\$2,679,836,041</b>

USES OF REVENUE:	
Research	\$374,619,645
Instruction, Academic Support and Public Service	138,486,405
Patient Care	1,323,426,528
Facilities and Depreciation	345,418,402
Institutional Support, Auxiliary and Other	187,681,691
Allocation to Capital Plan	310,203,370
<b>TOTAL</b>	<b>\$2,679,836,041</b>

\* The format of the financial statement in this annual report reflects the reporting standards of the Annual Financial Report of The University of Texas System.

\*\* As a point of comparison, total revenue in FY06 was \$2,353,928,944. Revenue for FY07 represents a 13.8% increase over the prior year.

SOURCES OF REVENUE  
*in millions*



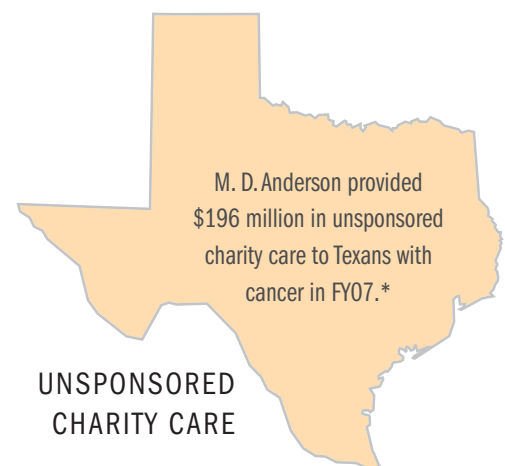
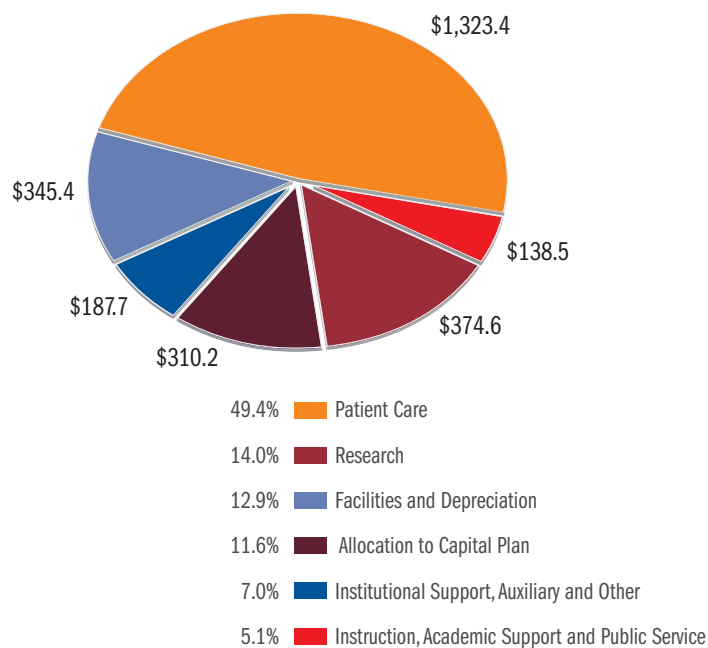
CLINICAL PROFILE

	FY07 ACTUAL	FY06 ACTUAL
Admissions	<b>22,257</b>	21,221
Patient Days	<b>163,007</b>	155,551
Average Daily Census	<b>452</b>	432
Average Length of Stay	<b>7.3</b>	7.3
Average Number of Operating Beds	<b>512</b>	521
Outpatient Billable Visits	<b>922,985</b>	884,817
Pathology/Lab Medicine Procedures	<b>8,651,960</b>	7,884,053
Diagnostic Imaging Procedures	<b>447,497</b>	412,924
Surgery Hours	<b>55,181</b>	50,917
Total Active Clinical Protocols	<b>1,064</b>	1,081

INSTITUTIONAL DATA

Total Employees	<b>16,840</b>	15,967
Faculty	<b>1,383</b>	1,367
Hospital-Based Volunteers	<b>1,565</b>	1,611

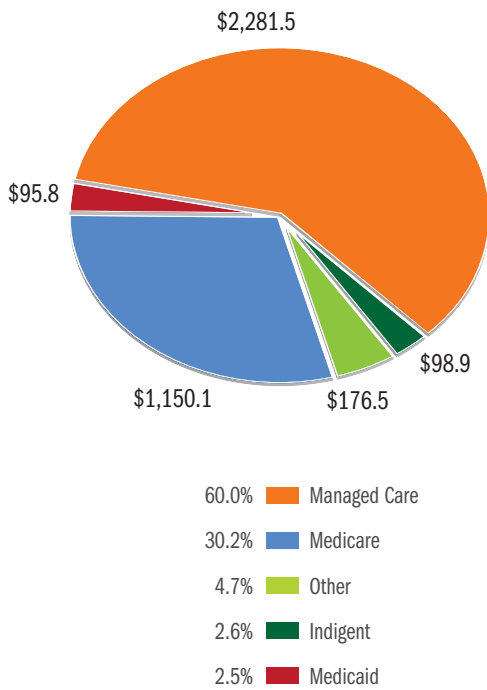
USES OF REVENUE  
*in millions*



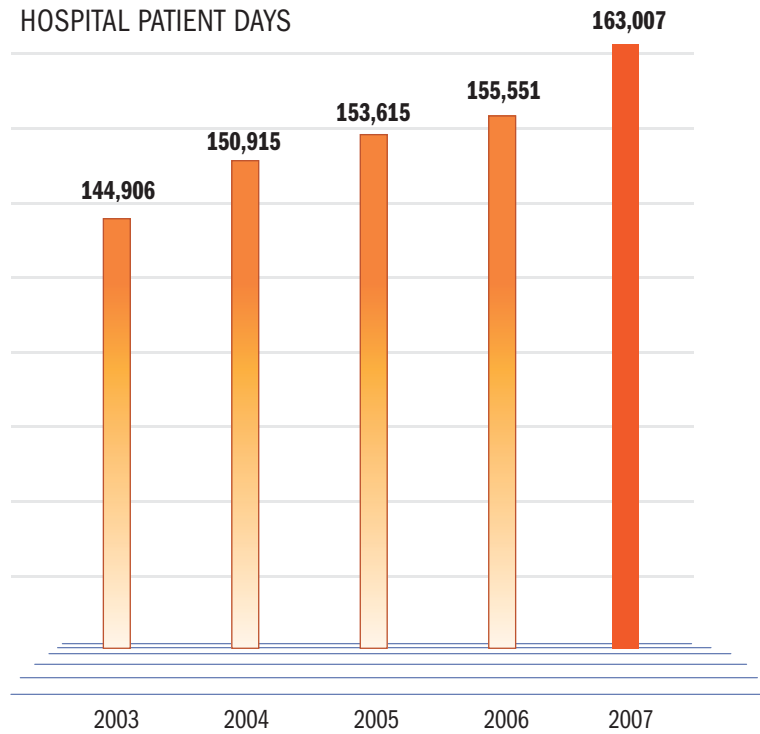
UNSPONSORED CHARITY CARE

\*Figure calculated using the definition of un-sponsored charity care set forth in the General Appropriations Act.

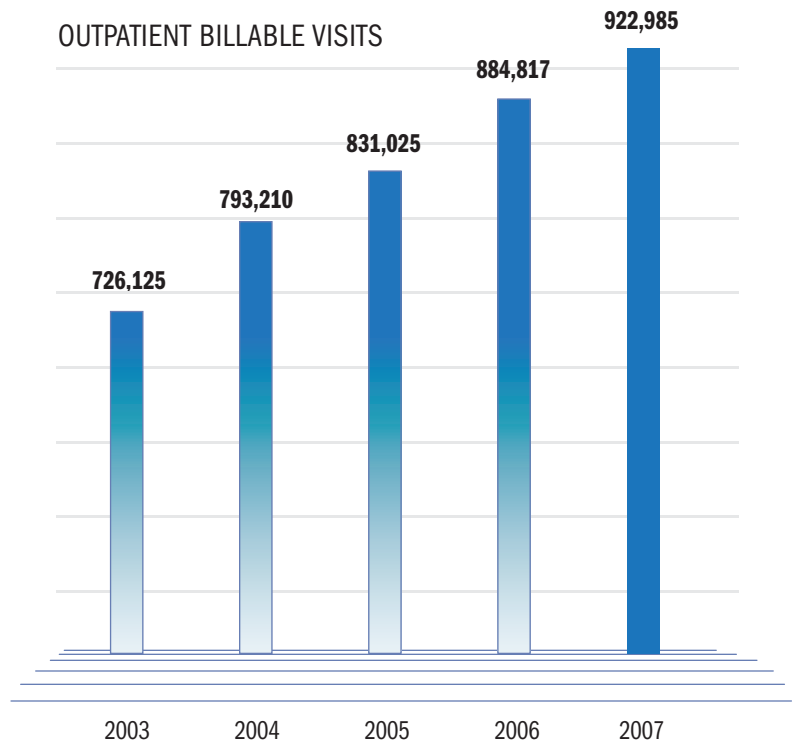
GROSS REVENUE BY PAYOR CLASSIFICATION  
*in millions*



HOSPITAL PATIENT DAYS



OUTPATIENT BILLABLE VISITS



TOTAL PHILANTHROPIC GIFT SUPPORT BY TYPE FY07

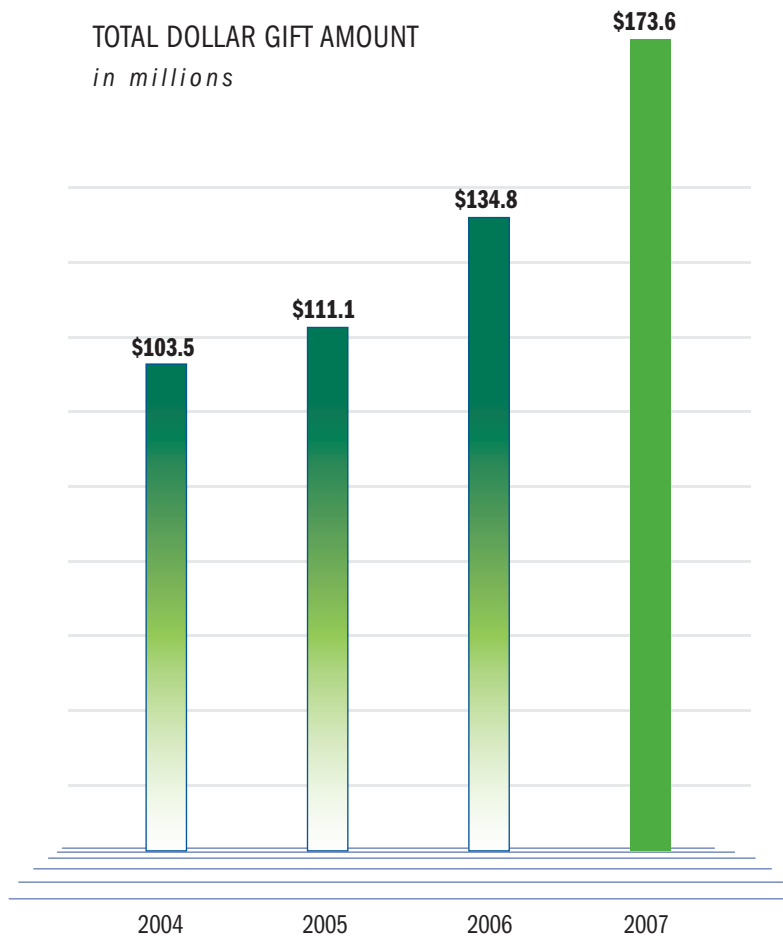
CASH GIFTS	AMOUNT
Corporations	\$11,881,815
Foundations	68,009,581
Individuals	27,591,173
Organizations	2,696,848
Trusts and Estates	5,901,607
<b>SUBTOTAL</b>	<b>\$116,081,024</b>

PLEDGE GIFTS*	AMOUNT
Corporations	\$1,525,850
Foundations	18,234,269
Individuals	16,028,006
Organizations	3,222,464
Trusts and Estates	17,882,566
<b>SUBTOTAL</b>	<b>\$56,893,155</b>

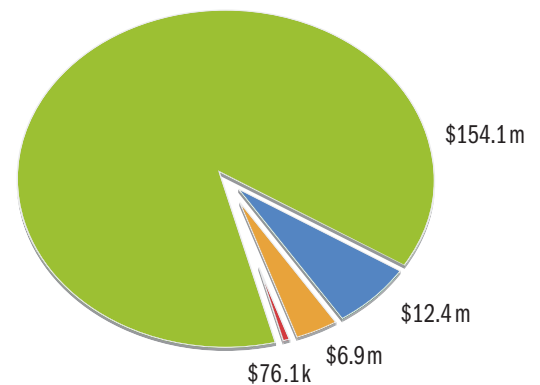
GIFTS-IN-KIND	AMOUNT
Corporations	\$59,605
Foundations	2
Individuals	526,809
Organizations	165
<b>SUBTOTAL</b>	<b>\$586,581</b>
<b>TOTAL</b>	<b>\$173,560,760</b>

\*Pledge gifts are not reported here at Net Present Value.  
Discounted value of Planned Gifts is \$9,675,596.61

TOTAL DOLLAR GIFT AMOUNT  
in millions



FY07 TOTAL PHILANTHROPIC GIFT SUPPORT BY PURPOSE



- 88.8% Research\*
- 7.16% Annual/Unrestricted/Undesignated\*\*
- 4.0% Education/Prevention/Patient Care
- .04% Capital Facilities

\*Donor-targeted gifts to research conducted in all mission areas.  
\*\*These dollars fund institutional peer-reviewed research.

SOURCES OF FUNDING FOR RESEARCH EXPENDITURES

EXTERNAL FUNDING FOR RESEARCH	FY07 ACTUAL	FY06 ACTUAL
Federal Grants and Contracts	<b>\$190,508,252</b>	\$182,028,412
Private Industry Grants and Contracts	<b>34,307,882</b>	28,020,431
Philanthropy and Foundations	<b>61,086,783</b>	49,678,964
<b>TOTAL EXTERNAL FUNDING</b>	<b>\$285,902,917</b>	\$259,727,807

INTERNAL FUNDING FOR RESEARCH	FY07 ACTUAL	FY06 ACTUAL
State Appropriated General Revenue	<b>\$15,163,811</b>	\$15,163,811
Tobacco Settlement Receipts	<b>6,676,418</b>	8,470,040
Hospital Operating Margins	<b>116,719,735</b>	106,518,513
Institutional Funds	<b>20,469,826</b>	19,799,540
<b>TOTAL INTERNAL FUNDING</b>	<b>\$159,029,790</b>	\$149,951,904
<b>TOTAL RESEARCH EXPENDITURES*</b>	<b>\$444,932,707</b>	\$409,679,711

\*Figure includes operating expenses, indirect costs and capital asset purchases.

EDUCATION PROFILE	FY07 ACTUAL	FY06 ACTUAL
Clinical Residents and Fellows	<b>977</b>	958
Research Trainees	<b>1,452</b>	1,365
Observers, Visitors and Special Programs	<b>715</b>	607
Nursing Students/Rotations	<b>1,727</b>	836
Student Programs	<b>571</b>	514
School of Health Sciences Programs	<b>96</b>	86
<b>TOTAL NUMBER OF TRAINEES</b>	<b>5,538</b>	4,366

**THE UNIVERSITY OF TEXAS SYSTEM  
BOARD OF REGENTS**

H. Scott Caven, Jr., *Houston*  
*Chair*  
James Richard Huffines, *Austin*  
*Vice Chair*  
Robert B. Rowling, *Dallas*  
*Vice Chair*  
John W. Barnhill, Jr., *Brenham*  
James D. Dannenbaum, *Houston*  
Paul Foster, *El Paso*  
Printice L. Gary, *Dallas*  
Janiece M. Longoria, *Houston*  
Colleen McHugh, *Corpus Christi*  
Randal Matthew Camarillo, *Houston*  
*Student Regent*  
Francie A. Frederick  
*Counsel and Secretary*

**THE UNIVERSITY OF TEXAS SYSTEM  
ADMINISTRATION**

Mark G. Yudof  
*Chancellor*  
Kenneth I. Shine, M.D.  
*Executive Vice Chancellor for Health Affairs*

**THE UNIVERSITY OF TEXAS  
M. D. ANDERSON CANCER CENTER  
EXECUTIVE COMMITTEE**

John Mendelsohn, M.D.  
*President*  
Thomas W. Burke, M.D.  
*Executive Vice President and Physician-in-Chief*  
Raymond N. DuBois, M.D., Ph.D.  
*Provost and Executive Vice President*  
Leon J. Leach  
*Executive Vice President*

**THE UNIVERSITY CANCER FOUNDATION  
BOARD OF VISITORS  
OFFICERS**

Ernest H. Cockrell  
*Chair*  
Marc J. Shapiro  
*Immediate Past Chair*  
Nancy B. Loeffler  
*Chair-Elect*  
Ali A. Saberion  
*Vice Chair*

**AFFILIATIONS**

M. D. Anderson Cancer Center Orlando, Orlando, Florida  
Centro Oncológico M. D. Anderson International España,  
Madrid, Spain  
M. D. Anderson-Clinical Care Center in the Bay Area  
M. D. Anderson Radiation Treatment Centers in  
Bellaire, Fort Bend, Katy and The Woodlands, Texas;  
and Albuquerque, N.M.  
Christus Spohn Stem Cell Program affiliated  
with M. D. Anderson Cancer Center Outreach,  
Corpus Christi, Texas

*Conquest* is published quarterly by The University Cancer  
Foundation Board of Visitors on behalf of The University of  
Texas M. D. Anderson Cancer Center. All correspondence  
should be addressed to the Office of Public Affairs-Unit 229,  
M. D. Anderson Cancer Center, 1515 Holcombe Blvd., Houston,  
TX 77030, 713-792-0658. E-mail: eellig@mdanderson.org.  
Articles and photos may be reprinted with permission.

Stephen C. Stuyck, *Vice President for Public Affairs*  
Sarah Palmer, *Associate Vice President for Communications*  
David Berkowitz, *Director of Publications and Creative Services*  
Sandi Stromberg, *Program Manager of External Publications*  
**Editor:** Eileen A. Ellig  
**Writers:** Mary Jane Schier, David Berkowitz, Carol Bryce,  
Gail Goodwin, Scott Merville, Asma Siddiqi, Sandi Stromberg,  
Sarah Watson

**Design:** Michael Clarke  
**Photography:** Wyatt McSpadden, Pete Baatz,  
John Hacht, Kevin McGowan, F. Carter Smith,  
Jack Thompson, Jack Opatrany

For information on supporting programs at M. D. Anderson  
Cancer Center, please contact Patrick B. Mulvey, Vice President  
for Development, 713-792-3450, or log on to the Development  
Office Web site at [www.mdanderson.org/gifts](http://www.mdanderson.org/gifts).

For information on patient services at M. D. Anderson,  
call *askMDAnderson* at 1-877-MDA-6789, or log on to  
[www.mdanderson.org/ask](http://www.mdanderson.org/ask)

© 2008 Not printed at State expense.

 Printed on recycled paper with soy-based ink.

Check out the *Conquest* Web site at [www.mdanderson.org/conquest](http://www.mdanderson.org/conquest)